

Steering Column

January
2012

Alberta Fleet Maintenance Supervisor's Association - Edmonton Chapter

Executive Officers

President: Randy Pollard

NAIT Industrial Heavy Equipment
780 – 471-7464

First Vice President: Gary Caouette

Polar Mobility Research
780 – 512-8888

Second Vice President: Mike LeComber

Accuchem Industrial Chemicals
780 – 466-2101

Treasurer/Secretary: Garry Shedeck

Mailhot Industries Alta
780 – 482-2121

Publicity Director: Bob Blinch

Fountain Tire
780 – 980-0000

Membership Director: Doug Rolls

Polaris Laboratories
780-293-9023

Program Director: Lee Wilkie

Baldwin Filters
780 – 468-3499

Past President: Lon Steeves

780 – 298-6742

Edmonton A.F.M.S.A. Office

44 Alcott Crescent
St. Albert, Alberta T8N 2H8

Phone: 458-5608

Fax: 458-8506

Email: afmsa.edm@telusplanet.net

Website: www.albertafleetmaintenance.com

January Meeting

January 19, 2012

Sponsor:

Fort Garry
Industries &
Bendix
Commercial
Vehicle Systems

Speaker:

Richard Greer

Topic:

Bendix Air Disc Brake
Technology and Maintenance

Refreshments

5:00 pm

Dinner

6:00 pm

Location

N.A.I.T.

North Lobby

118 Ave – 106 Street



“Slip, sliding
Through January...”



Alberta Fleet Maintenance Supervisor's Association

The Alberta Fleet Maintenance Supervisor's Association is a non-profit organization supporting the fleet management and maintenance industry. It was founded in Edmonton by a group of transportation industry leaders in 1980.

These visionaries recognized that in a time of rapidly changing technology and regulatory issues a void existed for fleet professionals to network and share industry knowledge and experiences. The A.F.M.S.A. was formed to address this issue and focus on education, safety, industry professionalism and camaraderie; a tradition that continues today. The objectives and principles are:

- To encourage the study of mechanical transport equipment and the maintenance thereof.
- To seek improved methods in the operation of transportation repair garages.
- To study and encourage safety practices and devices in the maintenance and operation of transport equipment.
- To uphold ethical practices in the transport industry.
- To foster a spirit of comradeship amongst its members.

The Association held its first meeting on March 25, 1980 at the 700 Wing, Edmonton and attendees representing 60 companies were present at that historic event. Membership steadily grew and the Association quickly gained a reputation of being a progressive organization with a strong set of principles and objectives.

With the formation of the Edmonton Chapter a huge success, the 1984/85 Executive Team began mobilizing support to start a Chapter in Calgary. In the fall of 1985 the Calgary Chapter was formed.

Today, the Alberta Fleet Maintenance Supervisor's Association boasts a total membership of approximately 450. This represents most of the major private and public fleets, major suppliers to the transportation industry, and representatives from regulatory and industry training institutions. The A.F.M.S.A. has been a strong supporter of the mechanical trades and is proud of its long and successful relationship with both the Southern Alberta Institute of Technology (SAIT) in Calgary and the Northern Alberta Institute of Technology (NAIT) in Edmonton. Several awards and scholarships are made each year to recognize technology students and apprentices who demonstrate excellence in their studies and a commitment to their trade and industry.

The A.F.M.S.A. is proud of its strong membership of highly regarded industry professionals and quality of the programs and services that the organization provides to its members and the industry in general.

Edmonton Office:

44 Alcott Crescent
St. Albert, Alberta
T8N 2H8
Phone: 780-458-5608
Fax: 780-458-8506
E-mail
afmsa.edm@telusplanet.net
Web:
www.albertafleetmaintenance.com

Membership: 241

Edmonton President:

Randy Pollard
Phone: 780-471-7464

Edmonton General Meetings are held every third Thursday of the month (except for July and August) at 5:00 pm. NAIT 118 Ave – 106 St. (Free parking available in Lot "C").

Calgary Office:

LK Bonavista PO Box 81120
Calgary, Alberta
T2J 7C9
Phone: 403-238-3735
Fax: 403-251-1529

Membership: 197

Calgary President:

Jim Bidulka
Phone: 403-243-7400

Calgary General Meetings are held every third Wednesday of the month (except for July and August) at 5:30 pm in the Heritage Room at the Glenmore Inn, 2720 Glenmore Trail SE.



President's Tip of the Month Quiz

Answer	Definition	Hydraulic Term
	a) Speed expressed as feet per second or meters per second	1. Hydraulics
	b) A restriction which may be fixed or variable	2. Hydrostatics
	c) The volume of a fluid passing through a system in a given time	3. Hydrodynamics
	d) Transmission of a force and, or motion through a fluid medium	4. Force
	e) The amount of work done in a specific time	5. Pressure
	f) A push or a pull	6. Flow rate
	g) Transmission of a force or motion utilizing high fluid flow rates and low pressure	7. Velocity
	h) Force per unit area	8. Power
	i) Any force acting on a confined liquid is transmitted equally and undiminished in all directions and acts with force on equal areas	9. Pascal's Law
	j) Transmission of force or motion utilizing high pressure and relatively low flow rates	10. Orifice

If you are interested in advertising in the Steering Column, contact

A.F.M.S.A. Publicity Director
Mike LeComber
Accuchem
780-914-1185



10 Issues

Full Page _____	\$	850.00
1/2 Page _____	\$	550.00
1/4 Page _____	\$	400.00
Business Card _____	\$	200.00

10 issues - 1page combined
Edmonton Steering Column
Calgary Driveline _____ \$ 1,300.00

Edmonton A.F.M.S.A. has for sale:

A.F.M.S.A. Shirts and Hats
A.F.M.S.A. Golf Shirts \$30



If you are interested in purchasing a shirt or hat please contact

Mike LeComber, Accuchem
780-466-2101
Payable by Visa, Mastercard, or Cheque

“Calling all Members!!!”

If anyone has any articles of interest pertaining to the industry and would like to include them in upcoming issues of the *Steering Column*, please fax or e-mail them to the Fleet Office:

Fax: 458-8506

E-mail:
afmsa.edm@telusplanet.net



Thank you to the Sponsors of the
December 8, 2011 Meeting

Westvac Industrial

Speakers:
Gary Vermeulen,
Shane Vermelen and
Chris Logan

Topic:
Maintenance, HD Lifting Solutions, OH&S
Guidelines and Regulations for Inspections,
Logging Standards for Auto Lifts



AFMSA Edmonton
Program Schedule 2011-2012

September 15, 2011

MINI TRADE SHOW

October 20, 2011

**TECHSONIC SERVICES
TOUR**

November 17, 2011

Speakers: St John Ambulance – Kris Porlier
Topic: CPR, Scene Safety, Road Safety

December 8, 2011

WEST VAC INDUSTRIAL LTD

Speakers: Gary Vermeulen, Shane Vermeulen, Chris Logan
Topic: Maintenance & HD Lifting Solutions

January 19, 2012

**FORT GARRY INDUSTRIES & BENDIX
COMMERCIAL VEHICLE SYSTEMS**

Speakers: Richard Greer
Topic: Bendix Air Disc Brake Technology and Maintenance

February 18, 2012

TRACTION HEAVY DUTY PARTS

Speakers: TBA
Topic:

March, 2012

GREGG DISTRIBUTORS

Speakers: TBA
Topic:

April 19, 2012

NAIT. (tentatively)

Speakers: TBA
Topic:

May 17, 2012

Speakers: TBA
Topic:

June, 2012

Speakers: TBA
Topic:

*If you are interested in sponsoring an
Edmonton A.F.M.S.A. General Meeting,
please contact our Program Director:*

*A.F.M.S.A. Program Director
Lee Wilkie @*

*lwilkie@baldwinfilter.com
780-887-1303*



**Alberta Fleet Maintenance Supervisor's Association
Edmonton Chapter
General Meeting
December 8, 2011**

2011-2012 Executive:

President	Randy Pollard	NAIT Industrial Heavy Equipment	Present
First Vice President	Gary Caouette	Polar Mobility Research	Absent
Second Vice President	Mike LeComber	Accuchem Industrial Chemicals	Present
Treasurer/Secretary	Garry Shedeck	Mailhot Industries Alta.	Present
Publicity Director	Bob Blinch	Fountain Tire	Absent
Membership Director	Doug Rolls	Polaris Laboratories	Present
Program Director	Lee Wilkie	Baldwin Filters	Present
Past President	Lon Steeves		Present

The President, Randy Pollard called the December 8, 2011 Edmonton A.F.M.S.A. General Meeting to order at 6:00 pm.

Announcements:

- Randy reminded the Executive of the Executive Meeting following the General Meeting.
- Randy asked members to wear their name tags, if you do not have a name tag you can order one from Carol for \$12.00.
- Randy asked members to please turn your cell phones off, or put them on vibrate during the meeting; this is a courtesy to the evening's sponsor.

Grace: Randy asked Scott MacDonald to give the evening grace.

Break For Dinner:

Resume Meeting: 6:55 pm

Thank N.A.I.T.: Randy thanked N.A.I.T. for a delicious meal.

Introductions From The Floor: Randy asked any new comers to please stand and introduce themselves.

Apprenticeship Awards: Gary Caouette – Mike LeComber

Minutes of the General Meeting:

- Randy asked Garry to give a summary of the November 17, 2011 General Meeting minutes.
- A motion was made by Peter Schmidt and seconded by Mike Wasylewick to accept the minutes of the November 17th 2011 meeting.
- Motion carried.

Business Arising from the Minutes:**Financial Report:** Garry Shedeck

- Randy asked Garry to give a summary of the November 2011 Financial Report
- A motion was made by Howard Moser and seconded by Daryl Durham to accept the November 2011 Financial Report.
- Carried.

Committee Reports:

Membership: Doug Rolls

Publicity: Bob Blinch

Program: Lee - reported on the upcoming sponsors:

Dec. 8/11	West Vac Industrial Ltd.
Jan. 20/12	Fort Garry Industries
Feb. 18/12	Traction Heavy Duty Parts
Mar 2012	Gregg Distributors

Correspondence:

Truck West Magazine	N.A.I.T. Techlife Magazine
Frontline Magazine	Stollery Children's Hospital Magazine
Stollery Children's Hospital Annual Report	
Thank you note from Chris Smith First Year Apprenticeship Award Winner	

Unfinished Business:

New Business:

Next General Meeting: Thursday January 19, 2012 Sponsored by Fort Garry Industries and Bendix Commercial Vehicle Systems

Introduction of the Presenter: Lee Wilkie:

Sponsor: Westvac Industrial Ltd.
Speakers: Gary Vermeulen, Shane Vermeulen, and Chris Logan
Topic: Maintenance, HD Lifting Solutions, OH&S Guidelines and Regulations for Inspections, Logging Standards for Auto Lifts.

Adjournment: A motion was made by Peter Schmidt to adjourn the December 8th 2011 General Meeting. Motion carried.

Time: 7:45 pm

Door Prizes:

Accuchem Industrial Chemicals	Baldwin Filters
Mailhot Industries Alta.	Polaris Laboratories

Winner of the Special Draw: Ed Smolak

A special thank you to the co sponsors of the November General Meeting

Baldwin Filters	Caron Transportation
Mailhot Industries Alta	Polar Mobility Research



**Alberta Fleet Maintenance Supervisor's Association
Edmonton Chapter
Executive Meeting
December 8, 2011**

2010-2011 Executive:

President	Randy Pollard	N.A.I.T. Industrial Heavy Equipment	Present
First Vice President	Gary Caouette	Polar Mobility Research	Absent
Second Vice President	Mike LeComber	Accuchem Industrial Chemicals	Present
Treasurer/Secretary	Garry Shedeck	Mailhot Industries Alta.	Present
Publicity Director	Bob Blinch	Fountain Tire	Absent
Membership Director	Doug Rolls	Polaris Laboratories	Present
Program Director	Lee Wilkie	Baldwin Filters	Present
Past President	Lon Steeves		Present

The President Randy Pollard called the December 8, 2011 Executive Meeting to order.

Minutes:

- Randy asked for a motion to accept the minutes of the November 17, 2011 Executive Minutes as published in the Steering Column.
- A motion was made by Mike LeComber and seconded by Lon Steeves to accept the minutes of the November 17, 2011 Executive Meeting.
- Motion carried.

Business Arising From the Minutes: Nil.

Financial Report:

- A motion was made by Lon Steeves seconded by Doug Rolls to accept the November 2011 Financial Report as published in the Steering Column. Motion carried.

Review of November Action Items:**Timeline:**

- Golf tournament committee formed. Follow the tournament timeline.
- January newsletter information should be into the office by December 23, 2011.

Committee Reports:

Apprenticeship: Gary Caouette, Mike LeComber

Publicity: Bob Blinch

- Mike LeComber will take on the duties of Publicity Director while Bob is ill.
- Mike is to e-mail Lee the estimated cost of a 1/2 page advertisement for four months in the Edmonton and Calgary newsletters.

Membership: Doug Rolls

- It was suggested that members invite prospective members to a General Meeting.
- A membership application was received from Allan Andriet. Doug suggested that as Allan was a member with Waste Management and has moved to D.F.I. we would just change his place of employment and he would continue as member # 216.

Program: Lee Wilkie:

December 8/11	West Vac Industrial Ltd.
January 19/12	Fort Garry Industries and Bendix Commercial Vehicle Systems
February 16, 2012	Traction Heavy Duty Parts
March 15, 2012	Gregg Distributors
April 19, 2012	...

May 17, 2012 NAIT (tentatively)
 June 21, 2012 ...

- Lee will be away for the January 19/12 General Meeting, Lon is to do a follow up on the speaker and presentation.
- Lee read the names of the November sponsors and asked Carol to advertise the names in the Steering Column

Golf Committee: Gary Caouette, Mike LeComber

- Mike, Gary, Lee, Lon will be arranging a meeting to discuss the 2012 golf tournament.

Unfinished Business:

New Business:

- After some discussion regarding an old stale account which was originally used some years ago as the savings account from the proceeds of conferences, it was unanimously agreed to close the account balance of \$20.49 to the general checking operating account. Garry Shedeck pointed out to the executive that our remaining conference proceeds of \$10,000 is held in a cashable G.I.C. A motion was made by Lon Steeves seconded by Mike LeComber to close the account of a balance of \$20.49 to the general operating account. Motion carried.

Correspondence:

Truck West Magazine

Frontline Magazine

Stollery Children's Hospital Annual Report

Techlife N.A.I.T. Magazine

Stollery Children's Hospital Magazine

Adjournment: A motion was made by Lee Wilkie to adjourn the December 8, 2011 Executive Meeting. Carried.

Time: 9:25 pm.

Next Executive Meeting: January 19, 2011 following the General Meeting

A Toast to the New Year

May your home never be too small
 To hold all your friends.

May you live as long as you want
 And never want as long as you live.

May the good Lord take a liking to you,
 But not too soon.

May you have warm words on a cold evening,
 A full moon on a dark night,
 And the road downhill all the way to your door.

May your neighbors respect you,
 Trouble neglect you,
 The angels protect you, and heavens accept you.

Dance as if no one were watching,
 Sing as if no one were listening
 And live every day as if it were your last.
 Have hope, faith, joy, good health and peace!
HAPPY NEW YEAR!



Western Sterling Trucks Ltd.

18353 – 118 Ave
Edmonton, Alberta
Phone: 780-481-7400
Toll Free: 1-877-878-2595



"Western Sterling Trucks Ltd can look after your needs."



Polar Mobility Research Ltd

Edmonton (780) 465 5068

1 800 309 8155

1 888 949 0999

Specialists in Mobile, Heavy Duty Heating and Air Conditioning



Your #1 Choice For Heavy Duty Heating and Air Conditioning

Call or visit one of our locations today for your Heating and Air Conditioning needs



SUPERIOR INDUSTRIAL FRICTIONS LTD.

11570 - 154 STREET EDMONTON, AB T5M3N8
PH: (780) 451 - 6894 FAX: (780) 451 - 1564 TF: 1-800-661-6374
AFTER HOURS: (780) 991-1567

ISO 9001:2008
REGISTERED

WEBSITE: WWW.SIFBRAKE.COM



Serving
Canadians



Since 1982



CONSTRUCTION, MINING, OILFIELD, FORESTRY, FARMING,
TRUCKING, and MANUFACTURING

HIGH QUALITY NEW AND REMANUFACTURED PARTS FOR YOUR INDUSTRY

www.sifbrake.com



The Convenience Stores For Metal

www.metalsupermarkets.com

TOLL FREE: 1.800.567.4212 (SOUTHSIDE)

TOLL FREE: 1.888.454.6385 (WESTEND)

Southside:

5204-75 Street

Edmonton, AB T6E 6S3

T: 780.440.1212 (24hr.)

F: 780.450.1827

Westend:

11451-156 Street

Edmonton, AB T5M 3T2

T: 780.454.6385

F: 780.454.6389

Why Carry Excess Inventory?

Any Metal! Any Size! FAST!

No Minimums! No Hassles!

Custom Shearing, Cutting & Drilling!

Production Saw Cutting!



BENDIX PARTS
World Performance Quality Caliper Assemblies

Bendix® ADB22X™
 Air Disc Brake Inspection Reference Sheet

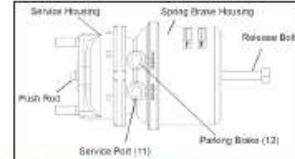
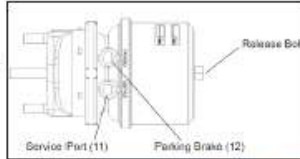
Bendix Spicer
 Foundation Brake LLC
A Bendix/CTD and Cleveland Vehicle

WARNING! Follow all required shop safety practices and the safe maintenance practices listed in Bendix Service Data Sheet SD-23-7541

Running Clearance and Pad Inspection


Step 1: Release and cage the spring brakes.

1. Release parking brake using trailers air system
2. Back out the release bolt and torque to 25 Ft-lbs
3. Reference TCH-002-006 for additional information.



Step 2: Check Running Clearance

This inspection must be performed before any brake adjustments are made. The trailer should be properly secured, the wheels removed, park brake released. The inspection is performed by using (2) feeler gage thickness and noting if the clearance is less than 0.6mm, between 0.6 and 1.2mm, or greater than 1.2mm. If the measurement is <0.6 or >1.2 the adjuster test described in service data sheet SD-23-7541 should be performed



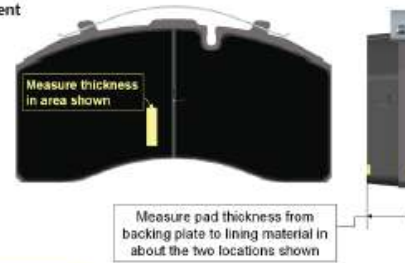
Step 3: Back off the Adjuster (Manual Brake adjustment)

1. Remove the adjuster cap (#37)
2. Using a 10mm box end wrench and the shear adapter (#61) turn the adjuster counter clockwise to back off the adjuster. When backing off the adjuster a clicking sound should be heard.
3. Turn the adjuster clockwise and verify manual advancement of the tappets is possible



Step 4: Measure pad thickness

1. Measure pad thickness on inboard and outboard pad as shown
2. If the thickness is 11mm or less the pads must be replaced



Step 5: Inspect pad spring

1. Assure pad spring is in place
2. Inspect pad spring for excessive wear or loss of spring force.
3. If pad spring is damaged the pads should be replaced

Step 6: Evaluate Backing Plate Condition per the following pictures

1. Inspect the interface between the backing plate and the lower carrier abutment surfaces



Step 7: Inspect lining condition per the following pictures



Mississauga
 905 564-5404
Thunder Bay
 807 577-5724
Winnipeg
 204 632-8269

Brandon
 204 571-5980
Regina
 306 757-5606
Saskatoon
 306 242-3465

Lloydminster
 780 875-9115
Calgary
 403 236-9712
Red Deer
 403 343-1383

Edmonton
 780 447-4422

Grande Prairie
 780 402-9864

www.fgilt.com



Continued from Page 1



**Bendix® ADB22X™
Air Disc Brake Inspection Reference Sheet**

Bendix Spicer
Foundation Brake LLC
© Bendix LLC and Ford Motor Vehicle

Brake Assembly Inspection

Step 8: Evaluate Carrier Pad Abutment Surfaces per the following pictures

1. Inspect the interface between the carrier and brake pad

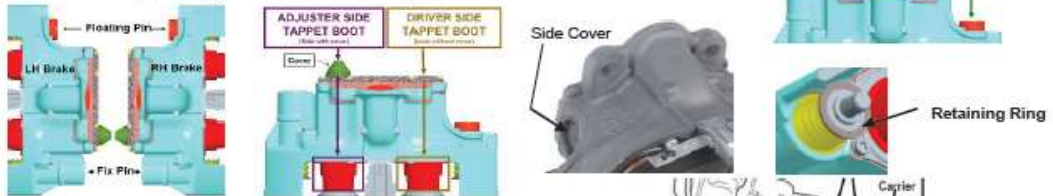


Step 9: Evaluate Caliper slide-ability

1. With the brake pads removed the caliper should slide freely when pushed inboard and pulled outboard.
2. The caliper should slide inboard and outboard until the caliper contacts the carrier.
3. If slide-ability is not OK service is required.

Step 10: Evaluate tappet boots, guide pin caps, guide pin boots, and side cover

1. Evaluate components per the Air Disc Brake Inspection Checklist



Step 11: Evaluate Guide Pin bushing Condition

1. On the floating pin side of the caliper, move the caliper up and down with light force. If the movement is greater than 1mm the guide pin bushing should be serviced. If excess movement is suspected this can be verified with a dial indicator

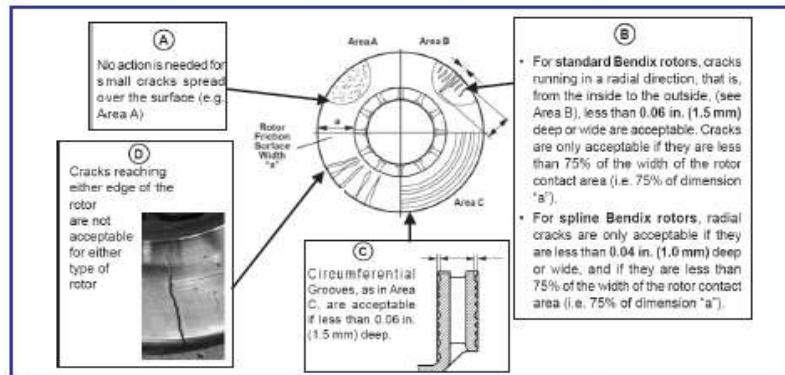


Rotor Inspection

Step 12: Measure rotor thickness

1. For Bendix rotors, If thickness is less than 37mm the rotor must be replaced

Step 13: Evaluate rotor surface per the attached table and the Air Disc Brake Inspection Checklist



Step 14: Complete Inspection

1. Reinstall Pads and pad retainer hardware
2. Adjust brake assembly
 1. Using 10mm wrench and the shear adapter advance the adjuster until the pads contact the rotor, and slight resistance is felt
 2. Back off the adjuster (2) clicks
3. Un-Cage the spring brake
 1. Release parking brake using trailer's air system
 2. Turn in the release bolt and torque to 50 Ft-lbs
 3. Reference TCH-002-006 for additional information



Your Genuine Bendix® "Platinum" Distributor!

BENDIX PARTS



Bendix® ADB22X™
Air Disc Brake Inspection Reference Sheet

Bendix Spicer
Foundation Brake LLC

WARNING! Follow all required shop safety practices and the safe maintenance practices listed in Bendix Service Data Sheet SD-23-7541


Running Clearance and Pad Inspection

- Step 1:** Release and cage the spring brakes.
1. Release parking brake using trailers air system.
 2. Back out the release bolt and torque to 25 Ft-lbs.
 3. Reference TCM-992-006 for additional information.



Step 2: Check Running Clearance

This inspection must be performed before any brake adjustments are made. The trailer should be properly secured, the wheels removed, park brake released. The inspection is performed by using (2) feeler gage thickness and noting if the clearance is less than 0.8mm, between 0.8 and 1.2mm, or greater than 1.2mm. If the measurement is <math>< 0.8</math> or > 1.2 the adjuster test described in service data sheet SD-23-7541 should be performed.



Step 3: Back off the Adjuster (Manual Brake adjustment)

1. Remove the adjuster cap (837).
2. Using a 10mm box end wrench and the shear adapter (901) turn the adjuster counter clockwise to back off the adjuster. When backing off the adjuster a clicking sound should be heard.
3. Turn the adjuster clockwise and verify manual advancement of the tappets is possible.



Step 4: Measure pad thickness

1. Measure pad thickness on inboard and outboard pad as shown.
2. If the thickness is 11mm or less the pads must be replaced.



Step 5: Inspect pad spring

1. Assure pad spring is in place.
2. Inspect pad spring for excessive wear or loss of spring force.
3. If pad spring is damaged the pads should be replaced.

Step 6: Evaluate Backing Plate Condition per the following pictures

1. Inspect the interface between the backing plate and the lower center adjustment surfaces.



Step 7: Inspect lining condition per the following pictures



Mississauga
905 564-5404
Thunder Bay
807 577-5724
Winnipeg
204 632-8269

Brandon
204 571-5980
Regina
306 757-5606
Saskatoon
306 242-3465

Lloydminster
780 875-9115
Calgary
403 236-9712
Red Deer
403 343-1383

Edmonton
780 447-4422

Grande Prairie
780 402-9864

www.fgiitd.com



Continued from Page 1

BENDIX PARTS

Bendix® ADB22X™
Air Disc Brake Inspection Reference Sheet

Bendix Spicer
Foundation Brake LLC

Brake Assembly Inspection

Step 8: Evaluate Carrier Pad Abutment Surfaces per the following pictures

- Inspect the interface between the carrier and brake pad



Step 9: Evaluate Caliper slide-ability

- With the brake pads removed the caliper should slide freely when pushed inboard and pulled outboard.
- The caliper should slide inboard and outboard until the caliper contacts the carrier.
- If slide-ability is not OK service is required.

Step 10: Evaluate tappet boots, guide pin caps, guide pin boots, and side cover

- Evaluate components per the Air Disc Brake Inspection Checklist



Step 11: Evaluate Guide Pin bushing Condition

- On the floating pin side of the caliper, move the caliper up and down with light force. If the movement is greater than from the guide pin bushing should be serviced. If excess movement is suspected this can be verified with a dial indicator

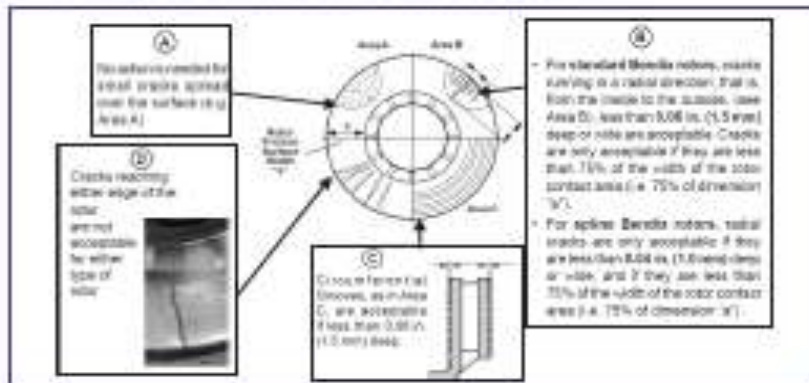


Rotor Inspection

Step 12: Measure rotor thickness

- For Bendix rotors, if thickness is less than 20mm the rotor must be replaced

Step 13: Evaluate rotor surface per the attached table and the Air Disc Brake Inspection Checklist



Step 14: Complete Inspection

- Reinstall Pads and pad retainer hardware
- Adjust brake assembly
 - Using 18mm wrench and the shiver adapter advance the adjuster until the pads contact the rotor, and slight resistance is felt
 - Back off the adjuster (2) clicks
- Un-Cage the spring brake
 - Release parking brake using trailer's air system
 - Turn in the release bolt and torque to 55 Ft-lb
 - Reference TCU-060-036 for additional information



Your Genuine Bendix® "Platinum" Distributor!